


Inline terminal - IB IL AI 4/U-PAC - 2700459

Please be informed that the data shown in this PDF Document is generated from our Online Catalog. Please find the complete data in the user's documentation. Our General Terms of Use for Downloads are valid (<http://phoenixcontact.com/download>)



Inline, Analog input terminal, Analog inputs: 4, 0 V ... 10 V, -10 V ... 10 V, connection method: 2-conductor, transmission speed in the local bus: 500 kbps, degree of protection: IP20, including Inline connector and labeling field


The figure shows version: IB IL AI 4/I-PAC

Your advantages

- ✓ 4 analog, bipolar input channels for the connection of voltage signals
- ✓ Connection of sensors in 2-conductor technology
- ✓ Voltage ranges: 0 V ... 10 V, ± 10 V
- ✓ Mean-value generation of the inputs
- ✓ Process data update of all channels in 250 μ s
- ✓ Diagnostic and status indicators



Key Commercial Data

Packing unit	1 pc
GTIN	 4 046356 566537
GTIN	4046356566537
Weight per Piece (excluding packing)	80.000 g
Custom tariff number	85389091
Country of origin	Germany

Technical data

Note

Utilization restriction	EMC: class A product, see manufacturer's declaration in the download area
-------------------------	---

Inline terminal - IB IL AI 4/U-PAC - 2700459

Technical data

Dimensions

Width	12.2 mm
Height	119.8 mm
Depth	71.5 mm
Note on dimensions	Housing dimensions

Ambient conditions

Ambient temperature (operation)	-25 °C ... 55 °C
Ambient temperature (storage/transport)	-25 °C ... 85 °C
Permissible humidity (operation)	10 % ... 95 % (according to DIN EN 61131-2)
Permissible humidity (storage/transport)	10 % ... 95 % (according to DIN EN 61131-2)
Air pressure (operation)	70 kPa ... 106 kPa (up to 3000 m above sea level)
Air pressure (storage/transport)	70 kPa ... 106 kPa (up to 3000 m above sea level)
Degree of protection	IP20

General

Mounting type	DIN rail
Color	green
Net weight	88 g
Note on weight specifications	with connector
Diagnostics messages	Failure of the internal I/O supply I/O error message sent to the bus coupler
	I/O supply failure Message in the diagnostic code (in the IB IL format)
	Overrange or underrange Message in the diagnostic code (in the IB IL format)
	Configuration invalid Message in the diagnostic code (in the IB IL format)

Interfaces

Designation	Inline local bus
Connection method	Inline data jumper
Transmission speed	500 kbps
Transmission physics	Copper

Inline potentials

Designation	Communications power (U_L)
Supply voltage	7.5 V DC (via voltage jumper)
Current consumption	typ. 55 mA
	max. 60 mA
Designation	Supply of analog modules (U_{ANA})
Supply voltage	24 V DC
Supply voltage range	19.2 V DC ... 30 V DC (including all tolerances, including ripple)
Current consumption	typ. 30 mA

Inline terminal - IB IL AI 4/U-PAC - 2700459

Technical data

Inline potentials

	max. 35 mA
Power consumption	typ. 0.94 W (total)

Analog inputs

Description of the input	Differential inputs, voltage
Input name	Analog inputs
Number of inputs	4
Connection method	Inline connector
Connection technology	2-conductor
A/D conversion time	max. 6.5 µs
A/D converter resolution	12 bit
Limit frequency (3 dB)	300 Hz
Type of protection	Overload protection
Data formats	IB IL, S7-compatible
Measured value resolution	12 bits (11 bits + sign bit)
Measured value representation	12 bits (11 bits + sign bit)
Voltage input signal	0 V ... 10 V
	-10 V ... 10 V
Input resistance of voltage input	typ. 324 kΩ
Common mode voltage range signal - ground	max. 50 V
Filtering	None or mean-value generation over 4, 16, or 32 measured values

Electrical isolation

Test section	5 V supply, incoming remote bus/7.5 V supply (bus logics) 500 V AC 50 Hz 1 min.
	5 V supply, outgoing remote bus/7.5 V supply (bus logics) 500 V AC 50 Hz 1 min.
	7.5 V supply (bus logic), 24 V supply U_{ANA} / I/O 500 V AC 50 Hz 1 min.
	7.5 V supply (bus logic), 24 V supply U_{ANA} / functional ground 500 V AC 50 Hz 1 min.
	I/O/functional ground 500 V AC 50 Hz 1 min.

Standards and Regulations

Immunity to ESD	Noise immunity test in accordance with EN 61000-6-2 Electrostatic discharge (ESD) EN 61000-4-2/IEC 61000-4-2 Criterion B, 6 kV contact discharge, 8 kV air discharge
Immunity to EF	Noise immunity test in accordance with EN 61000-6-2 Electromagnetic fields EN 61000-4-3/IEC 61000-4-3 Criterion A, Field intensity: 10 V/m
Immunity to burst	Noise immunity test in accordance with EN 61000-6-2 Fast transients (burst) EN 61000-4-4/IEC 61000-4-4 Criterion B, 2 kV

Inline terminal - IB IL AI 4/U-PAC - 2700459

Technical data

Standards and Regulations

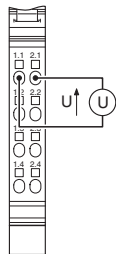
Immunity to surge	Noise immunity test in accordance with EN 61000-6-2 Transient overvoltage (surge) EN 61000-4-5/IEC 61000-4-5 Criterion B, supply lines DC: ± 1 kV/ ± 1 kV (symmetrical/asymmetrical), shielded I/O cables: ± 1 kV
Immunity to conducted interference	Noise immunity test in accordance with EN 61000-6-2 Conducted interference EN 61000-4-6/IEC 61000-4-6 Criterion A, Test voltage 10 V
Interference emission	Noise emission test as per EN 61000-6-4 Class A
Protection class	III (IEC 61140, EN 61140, VDE 0140-1)

Environmental Product Compliance

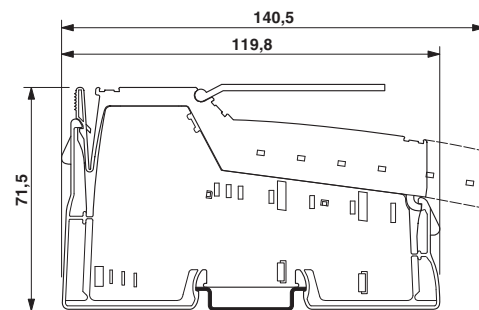
REACH SVHC	Lead 7439-92-1
------------	----------------

Drawings

Connection diagram



Dimensional drawing



Classifications

eCl@ss

eCl@ss 10.0.1	27242601
eCl@ss 11.0	27242601
eCl@ss 4.0	27250300
eCl@ss 4.1	27250300
eCl@ss 5.0	27250300
eCl@ss 5.1	27242600
eCl@ss 6.0	27242600
eCl@ss 7.0	27242601
eCl@ss 9.0	27242601

ETIM

ETIM 3.0	EC001596
----------	----------

Inline terminal - IB IL AI 4/U-PAC - 2700459

Classifications

ETIM

ETIM 4.0	EC001596
ETIM 6.0	EC001596
ETIM 7.0	EC001596

UNSPSC

UNSPSC 6.01	43172015
UNSPSC 7.0901	43201404
UNSPSC 11	43172015
UNSPSC 12.01	43201404
UNSPSC 13.2	32151602
UNSPSC 18.0	32151602
UNSPSC 19.0	32151602
UNSPSC 20.0	32151602
UNSPSC 21.0	32151602

Approvals

Approvals

Approvals

UL Listed / cUL Listed / EAC / cULus Listed

Ex Approvals

Approval details

UL Listed		http://database.ul.com/cgi-bin/XYVV/template/LISEXT/1FRAME/index.htm	FILE E 140324
-----------	--	---	---------------

cUL Listed		http://database.ul.com/cgi-bin/XYVV/template/LISEXT/1FRAME/index.htm	FILE E 140324
------------	--	---	---------------

EAC		EAC-Zulassung
-----	--	---------------

Inline terminal - IB IL AI 4/U-PAC - 2700459

Approvals

cULus Listed



Accessories

Accessories

Installation terminal block

Connection terminal block - AKG 4 GNYE - 0421029



Connection terminal block, connection method: Screw connection, load current: 41 A, cross section: 0.5 mm² - 6 mm², width: 7 mm, color: green-yellow

Connection terminal block - AKG 4 BK - 0421032



Connection terminal block, connection method: Screw connection, load current: 41 A, cross section: 0.5 mm² - 6 mm², width: 7 mm, color: black

Neutral conductor rail

Neutral busbar - NLS-CU 3/10 SN 1000MM - 0402174



Neutral busbar, width: 10 mm, height: 3 mm, DIN VDE 0611-4: 1991-02, material: Copper, tin-plated, length: 1000 mm, color: silver

Pick-off terminal block

Inline terminal - IB IL AI 4/U-PAC - 2700459

Accessories

Connection terminal block - AK 4 - 0404017



Connection terminal block, connection method: Screw connection, load current: 41 A, cross section: 0.5 mm² - 6 mm², width: 7 mm, color: silver

Shield connection clamp

Shield connection clamp - SK 8 - 3025163



Shield connection clamp, for shield on busbars, contact resistance < 1 mΩ

Shield connection clamp - SK 14 - 3025176



Shield connection clamp, for shield on busbars, contact resistance < 1 mΩ

Shield connection clamp - SK 20 - 3025189



Shield connection clamp, for shield on busbars, contact resistance < 1 mΩ

Shield connection clamp - SK 35 - 3026463



Shield connection clamp, for shield on busbars, contact resistance < 1 mΩ

Inline terminal - IB IL AI 4/U-PAC - 2700459

Accessories

Support

Support bracket - AB-SK - 3025341

Support bracket for busbars



Support bracket - AB-SK 65 - 3026489

Support bracket, Bracket for busbars, set every 20 cm, length: 95.5 mm, width: 6.2 mm, number of positions: 1, color: gray



Support bracket - AB-SK/E - 3026476

Support bracket, Bracket for busbars, set every 20 cm, length: 10 mm, width: 56 mm, height: 20 mm, number of positions: 2, color: silver

